



Concentric Technology Solutions Inc

Testing Solutions for the Wireless Industry

TC-5910DP Pneumatic Shield Box



Features

- Reliable High RF Shielding up to 6 GHz
- Manual operation
- Easily customizable to meet various test needs
- Shock absorber on lid
- RS-232C Remote Control



Specifications

Mechanical Specification

Line voltage	DC 24 V, Max. 2A
Remote control	RS-232C, 3 wire, DB9(s)
Air connection	
Main connector	6 mm OD hose, one-touch push-on fitting
Fixture control connector	4 mm OD hose, one-touch push-on fitting
Input air pressure	5 to 10 bar
Dimension	
Inside	130(W) x 235(D) x 138(H) mm
Outside	342(W) x 239(D) x 262(H) mm, lid closed. 355(H) mm, lid open
Weight	approx. 7 kg
*Packing	
Size	450 (W) x 365(D) x 280(H) mm
Weight	approx. 8 kg

*The size or weight of a package may vary on how to pack a package.

Typical RF Shielding

The shield effectiveness below is measured when the blank panel is mounted; other I/O interface panel results a different shielding effectiveness of the shield box.

100 to 2000 MHz	> 70 dB
2000 to 3000 MHz	> 70 dB
3000 to 6000 MHz	> 50 dB

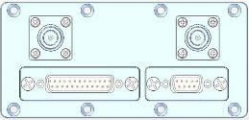
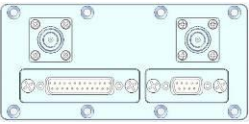
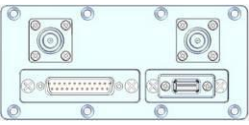
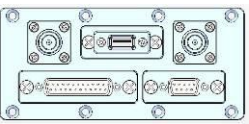
Ordering Information

Order Number	Description
	Pneumatic Shield Box (including accessories below)
	Operating Manual
	Test Report
TC-5910DP	RG400S, N(m) to N(m) cable, 1 m, 1 pc
	DB9(p) to DB9(s) cable, 2 m, 1 pc
	Air Coupler, 1 pc
	Switching Power Supply, 1 pc

SPECIFICATIONS SUBJECT TO CHANGE WITHOUT PRIOR NOTICE





I/O Interface Panel

	Order Number	Configuration
 Data Interface Panel	M591011A	<ul style="list-style-type: none"> *Shielding Effectiveness:>70 dB from 0.1 to 2 GHz, >60 dB from 2 to 3 GHz, >55 dB from 3 to 6 GHz DB9(p) outside and DB9(s) inside, 1000 pF Pi filter DB25(p) outside and DB25(s) inside, 1000 pF Pi filter 2 N(f) outside and SMA(f) inside Data line Capacity : 100 VDC, 3 Amps max
 Data Interface Panel	M591011B	<ul style="list-style-type: none"> *Shielding Effectiveness:>70 dB from 0.1 to 2 GHz, >60 dB from 2 to 3 GHz, >55 dB from 3 to 6 GHz DB9(p) outside and DB9(s) inside, 100 pF Pi filter DB25(p) outside and DB25(s) inside, 100 pF Pi filter 2 N(f) outside and SMA(f) inside Data line Capacity : 100 VDC, 3 Amps max
 USB2.0 interface Panel	M591012A	<ul style="list-style-type: none"> *Shielding Effectiveness: >60 dB from 0.1 to 6 GHz DB25(p) outside and DB25(s) inside, 100 pF Pi filter USB A(p), 10 pF Pi filter Data line Capacity : 100 VDC, 3 Amps max
 USB2.0 interface Panel	M591013A	<ul style="list-style-type: none"> *Shielding Effectiveness: >60 dB from 0.1 to 6 GHz DB9(p) outside and DB9(s) inside, 100 pF Pi filter DB25(p) outside and DB25(s) inside, 1000 pF Pi filter USB A(p), 10 pF Pi filter Data line Capacity : 100 VDC, 3 Amps max

*Each shielding effectiveness is measured when each I/O interface panel, which is shown above, is mounted.

I/O Interface

Customized I/O Interface panels are available. Please contact us for more information.

I/O Interface	Order Number	Typical Data Rate / Line Voltage	*Typical Shielding
 DB25, 1000 pF Pi Filter	3409-0009-1	3 Mbps	>70 dB from 0.1 to 2 GHz >60 dB from 2 to 3 GHz >55 dB from 3 to 6 GHz
 DB25, 100 pF Pi Filter	3409-0014-1	10 Mbps	>70 dB from 0.1 to 2 GHz >60 dB from 2 to 3 GHz >55 dB from 3 to 6 GHz

SPECIFICATIONS SUBJECT TO CHANGE WITHOUT PRIOR NOTICE



	3409-0008-1	3 Mbps	>70 dB from 0.1 to 2 GHz >60 dB from 2 to 3 GHz >55 dB from 3 to 6 GHz
DB9, 1000 pF Pi Filter			
	3409-0010-1	10 Mbps	>70 dB from 0.1 to 2 GHz >60 dB from 2 to 3 GHz >55 dB from 3 to 6 GHz
DB9, 100 pF Pi Filter			
	3409-0018A-3	480 Mbps	>60 dB from 0.1 to 6 GHz
USB A(p) 2.0, 10 pF Pi Filter			
	3409-0022A	250 Mbps	>60 dB from 0.1 to 3 GHz
RJ-45, 10 pF Pi Filter			
	3409-0004A	50 VDC, 3 Amps max	>70 dB from 0.1 to 2 GHz >60 dB from 2 to 3 GHz >55 dB from 3 to 6 GHz
DC Power Adaptor, Jack Type			
	3409-0005A	50 VDC, 50 VDC, 10 Amps max	>70 dB from 0.1 to 2 GHz >60 dB from 2 to 3 GHz >55 dB from 3 to 6 GHz
DC Power Adaptor, Banana Jack Type			
		250 VAC, 7 Amps max	>70 dB from 0.1 to 2 GHz >60 dB from 2 to 3 GHz >55 dB from 3 to 6 GHz
AC Power Adaptor			

*Each shielding effectiveness is measured when each I/O interface panel, which is shown above, is mounted.

SPECIFICATIONS SUBJECT TO CHANGE WITHOUT PRIOR NOTICE